



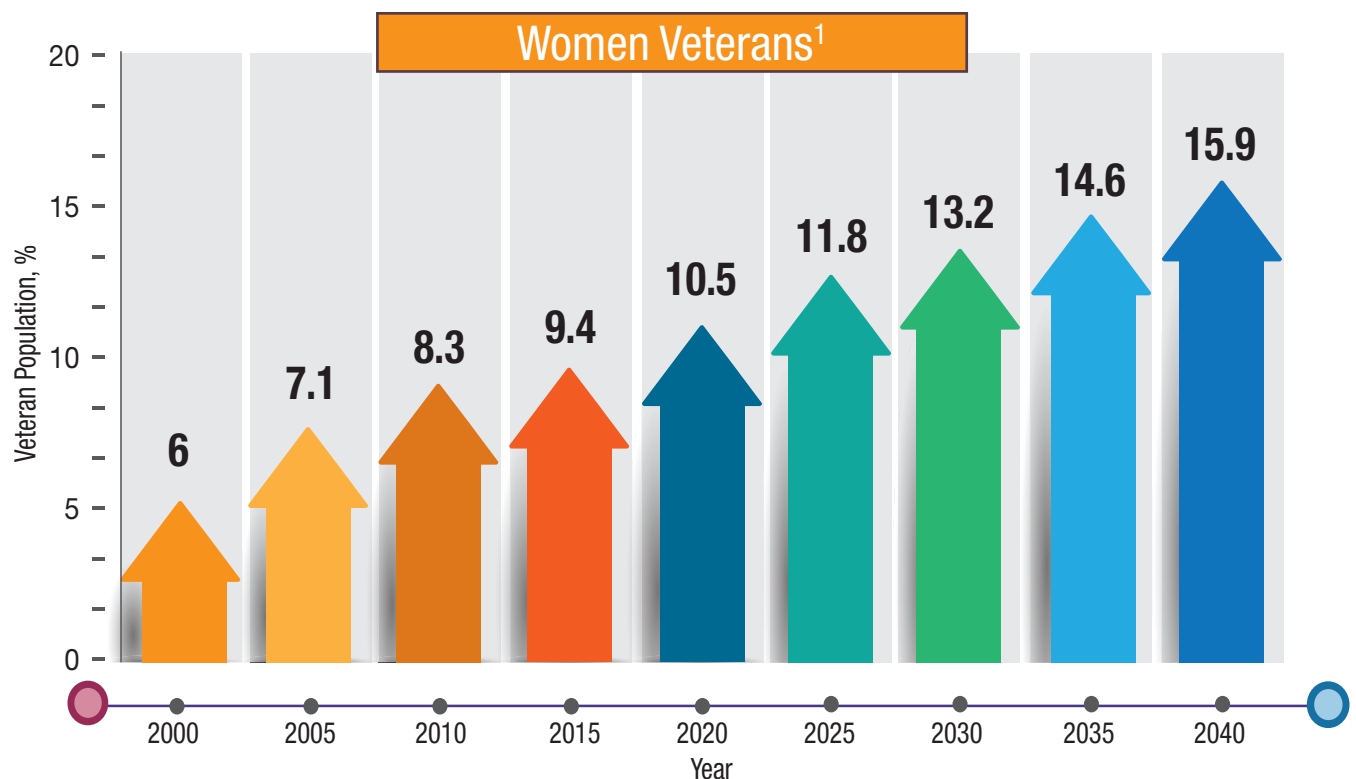
Women's Health

The number and impact of active-duty and veteran women continue to grow, as do their health care needs. For many years, the health care needs of women received little attention in the DoD and VA, but that is finally changing. Women now make up nearly 10% of the veteran population, a rise of more than 80% since 2005. By 2043, the VA projects that women will make up 16.3% of all veterans. The total population of women veterans is expected to continue to increase by about 18,000 women per year over the next 10 years.

The demographics of women veterans differ from that of their male counterparts in important ways. For example, 25% of women veterans served only during peace times, while 56% served during the post-9/11 era. Not surprisingly then, women veterans are much younger than male veterans, with

a median age of 49 years. Nineteen percent of women veterans were African American, which is much higher than the percentage for male veterans. However Hispanic and Asian women are underrepresented when compared with men. Women veterans were more likely to have ever married than nonveteran women: 84% were currently married, divorced, widowed, or separated compared with 72% of nonveteran women.

Many of the health care needs of women veterans mirror that of their male counterparts. The most common service-connected disabilities for women are posttraumatic stress disorder, depression, and musculoskeletal pain. However, the VHA and DoD are moving to provide maternity and infertility treatment to active-duty and veteran women.



Did You Know?²⁻⁴

WOMEN IN THE U.S. ARMY

ARE **67% more**

likely than men to receive a physical disability discharge for a musculoskeletal disorder



OVER A **5 year period**

the volume of women veterans using VHA maternity benefits











INCREASED BY 44%



ONLY **22% of WOMEN**

veterans with an infertility diagnosis received an infertility assessment or treatment

10 Most Prevalent Service-Connected Disabilities for Women Veterans, 2015¹

Condition	Frequency, n	%
 Posttraumatic stress disorder	47,931	11.8
 Major depressive disorder	26,501	6.5
 Migraine	24,030	5.9
 Lumbosacral or cervical strain	22,201	5.5
 Uterus and ovaries removal	12,708	3.1
 Uterus removal, including corpus	10,467	2.6
 Asthma, bronchial	10,403	2.6
 Intervertebral disc syndrome	10,314	2.5
 Degenerative arthritis of the spine	9,568	2.4
 Tinnitus	9,411	2.3

Women Veterans and Infertility⁴

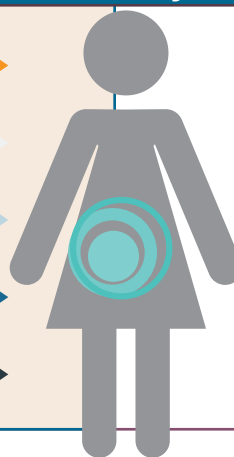
Any infertility treatment or procedure **21.9%**

Ovulation drugs **12.8%**

Diagnostic procedures **8.3%**

Surgery for blocked fallopian tubes **1.4%**

Artificial insemination **1%**



2% of POST-9/11 WOMEN VETERANS

received an infertility diagnosis from October 1, 2001 to December 30, 2010