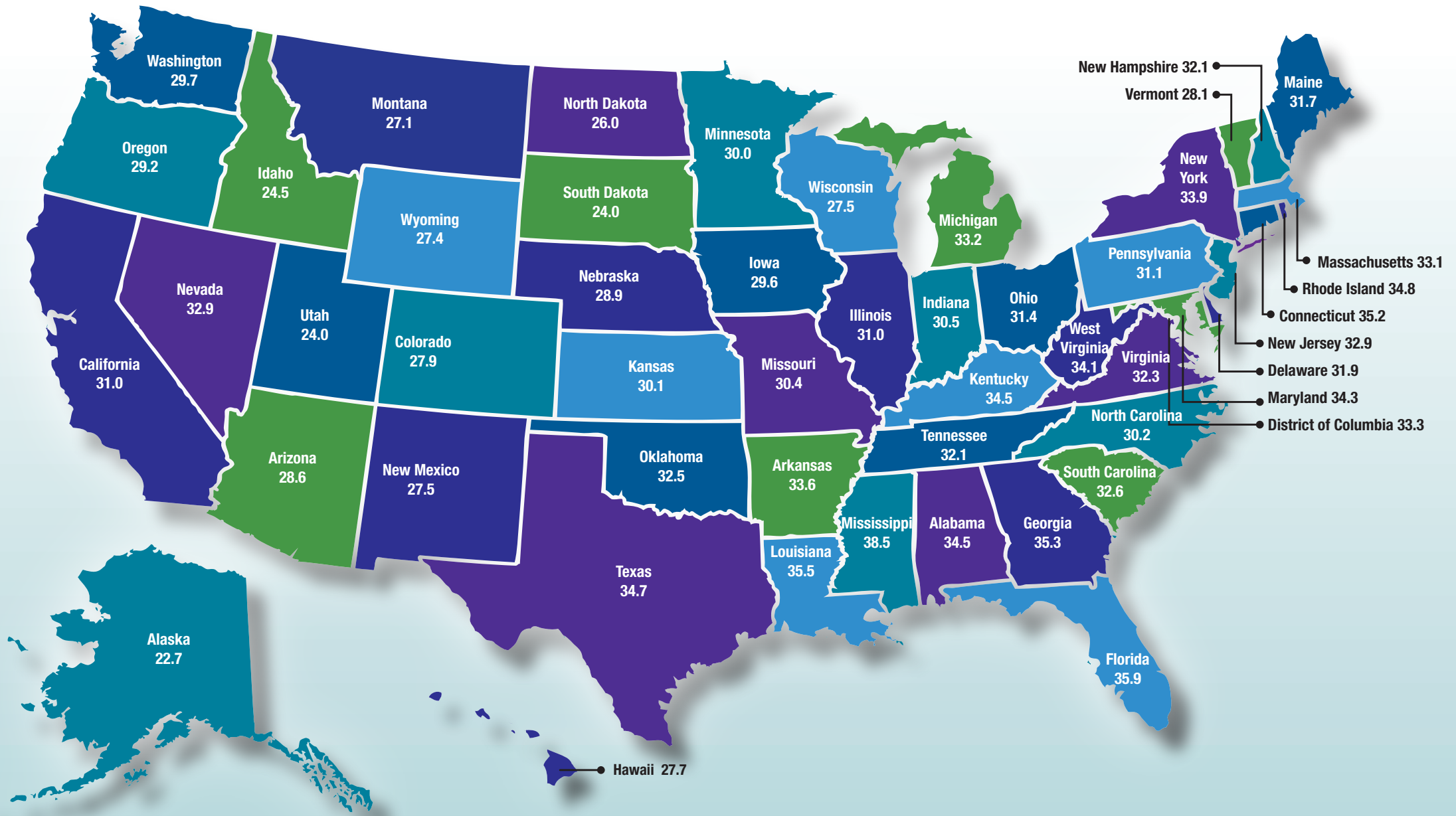
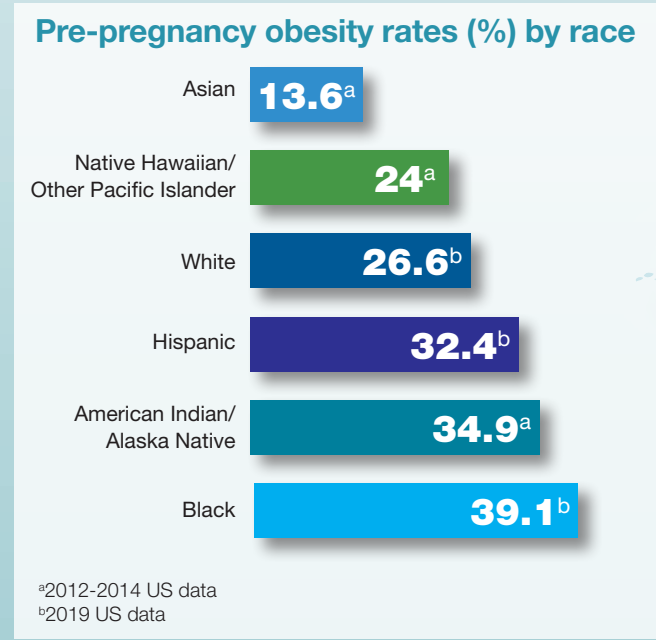
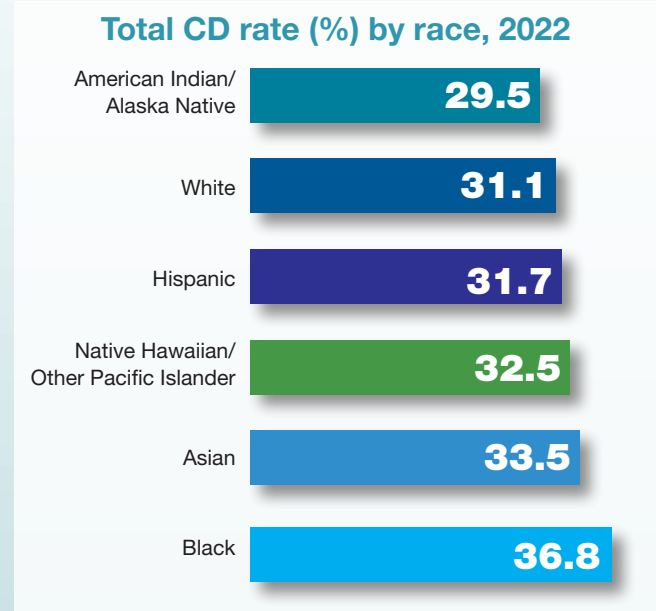


# Total cesarean delivery rates in the US, 2022

There were more than 3.6 million births in the United States in 2022. The overall cesarean delivery (CD) rate averaged 32.2%; the highest total CD rate was 38.5% in Mississippi and the lowest was 22.7% in Alaska. Black women had the highest rate of total CDs, at 36.8%, and American Indian/Alaska Native women had the lowest, at 29.5%.

## Total CD rates by state, 2022



Copyright © OBG MANAGEMENT 2023

**Sources:**  
Hamilton BE, Martin JA, Osterman MJ. Births: provisional data for 2022. Vital Statistics Rapid Release; no 28. Hyattsville, MD: National Center for Health Statistics; June 2023. doi: <https://dx.doi.org/10.15620/cdc:127052>  
Centers for Disease Control and Prevention. Increases in pre-pregnancy obesity: United States, 2016–2019. CDC website. Last reviewed November 25, 2020. <https://www.cdc.gov/nchs/products/databriefs/db392.htm>  
Singh GK, DiBari JN. Marked disparities in pre-pregnancy obesity and overweight prevalence among US women by race/ethnicity, nativity/immigrant status, and sociodemographic characteristics, 2012–2014. *J Obes.* 2019;2019: 2419263. doi: 10.1155/2019/2419263